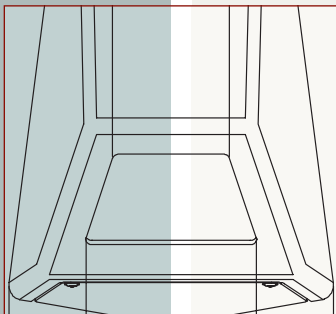
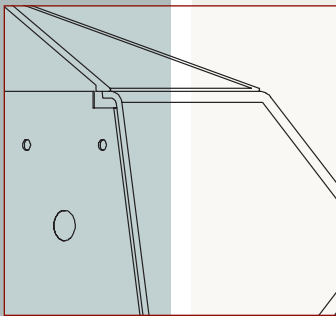
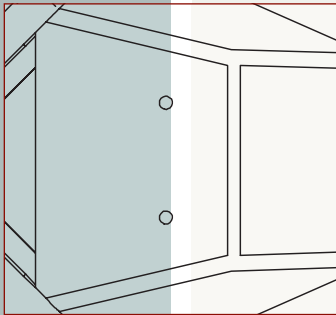




- **Rugged Cast Aluminum Construction - Equivalent to 10 Gauge Steel**
- **Easy Installation**
- **Scratch-Resistant Polycarbonate Window**
- **Adjustable Camera Mounting System**
- **Attractive Styling**
- **Accessories Available**

Corner Security Housings



HS9303 Series

The HS9303 Series corner series housings provide excellent protection for high-security applications such as prisons, parking garages, and schools. These housings are designed to enclose a wide variety of cameras and maximize the field of view from any corner. For maximum protection and durability, the light weight cast aluminum design of the HS9303 Series housings provide the strength of 10 gauge steel with the superior strength-to-weight ratio of aluminum.

The standard viewing window is constructed of 0.37 inch (9.5 mm) clear polycarbonate material, treated with a scratch-resistant coating. A removable bottom panel provides access to the camera and is secured using three tamper-resistant screws.

The housing also offers the following options: a key lock on the access panel; a tinted 0.37 inch (9.5 mm) viewing window; and a clear or tinted 0.50 inch (12.7 mm) viewing window; sloped top cover and thermostatically controlled defogger kits.

ORDERING GUIDE

Order the security housing that meets your needs. Start with the model that fits your camera specifications. Add options alphabetically in a variety of combinations. The standard model has a clear 0.37 inch (9.5 mm) thick polycarbonate window. By selecting from the options below, you can choose to tint the window (T), make it thicker (W) - or both (TW). You can also select key lock access (L). Accessories are available.

EXAMPLE: HS9303LW

Model	option	option	option
HS9303	L	T	W
Corner Security Housing	L - Key lock controlled access	T - Tinted viewing window	W - 0.50 inch (12.7mm) viewing window

• Always add option(s) alphabetically: -L, -T, -W, -LT, -LW, -TW, -LTW •

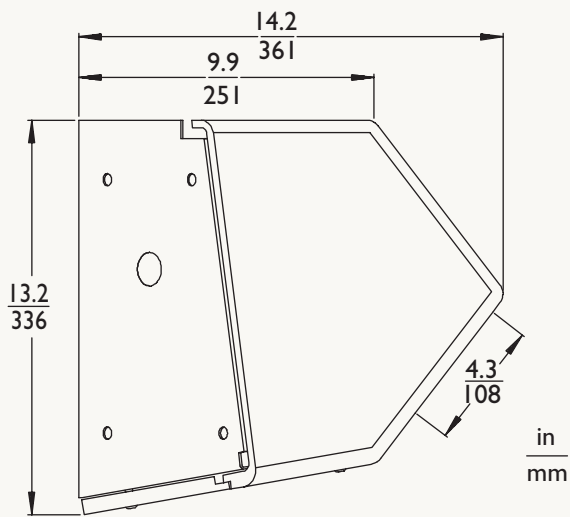
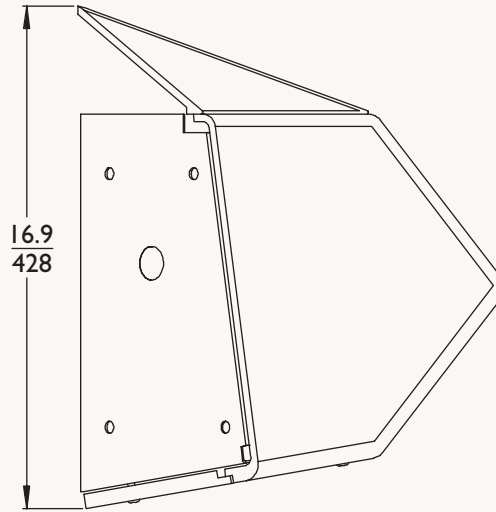
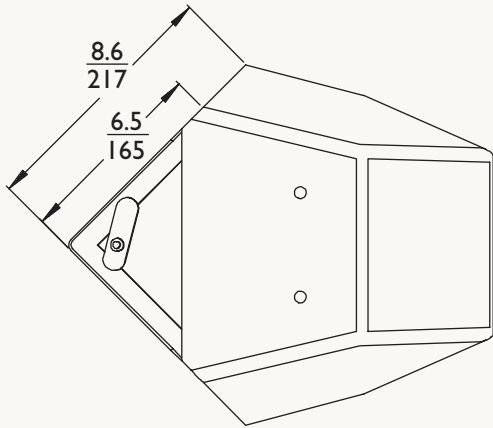
SPECIFICATIONS

Housing	Construction	0.25 in (6.3 mm) cast aluminum front cover mounted to a steel rear panel and assembled using high strength steel hardware. Access panel secured using three security screws.
	Finish	Light Gray
	Window	0.37 in (9.5 mm) thick polycarbonate treated with a scratch-resistant coating. Standard models clear. Tinted and thicker options available. (listed above) Design allows for easy replacement.
	Weight	17 lb (7.7 kg)
Cable Entry		Wiring access through a PG 21 (3/4 inch) conduit knockout located on both sides of the rear of the housing. Cable entry also available through top of the housing.
Mounting	Surface Mount	Protected rear panel contains eight 0.406 in (10 mm) holes for easy installation.
	Camera Mounting	Removable three piece fully adjustable mounting system.
Maximum Camera/Lens		Accepts camera/lens combinations up to 10.5 x 4.0 x 3.0 in (267L x 102W x 76Hmm) when using 1/4-inch, 1/3-inch and 1/2- inch format CCD cameras. Dimensions include standard connectors.


ACCESSORIES

Sloped Top Cover	HS9313	Sloped top cover for housings mounted below the ceiling line.
Defogger Kits	HS9313-6	115 VAC, 50/60 Hz, 50 W thermostatically-controlled defogger kit
	HS9313-2	24 VAC, 50/60 Hz, 50 W thermostatically-controlled defogger kit
	HS9313-5	230 VAC, 50/60 Hz, 50 W thermostatically-controlled defogger kit
Recommended for use in areas where condensation could cause fogging of the viewing window.		

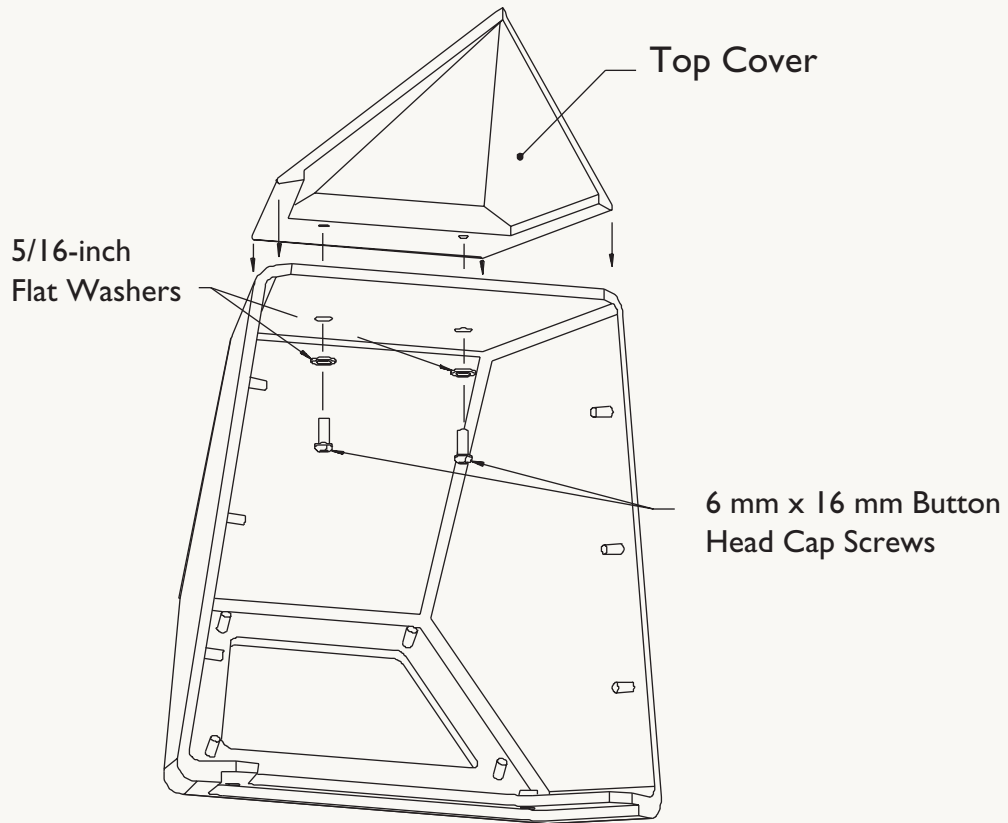
HS9303 SERIES - DIMENSIONAL DRAWING



in
mm



HS9313 - SLOPED TOP COVER ACCESSORY



mechtronics

©2003 Aigis Mechtronics

1124 Louise Road, Winston-Salem, NC 27107-5450

Tel: 336.785.7740 Fax: 336.785.7744

www.aigismech.com

Data subject to change without notice

04/04 rev_01
Printed in U.S.A.